

JPE Jelph Power Equipment Co. Pte Ltd

Starline Flexible Production Power Designs

JPE

Starline is mounted along the entire assembly line.

You can adjust your electrical devices even during actual production anywhere on the Access Slot.



Flexible Utilities

- Introducing the concept of Flexible Utilities
- Production Power, clean, consistent, available where and when required
- Critical Mission for Lean Six Sigma applications

Ref: CTP Critical to Process

- Modern electrical system designs



- Structured Power. Removing the mysteries associated with three phase power distribution and usage.
 - Starline Track Busway: State of the Art
 - Modern
 - Scalable
 - Modular
 - Relocatable
 - Reconfigurable
 - Sustainable
- These unique features make Starline Track Busway one of today's most "Green" electrical products*

Pedestal mounted Starline for workcells



Complete production areas powered from Starline

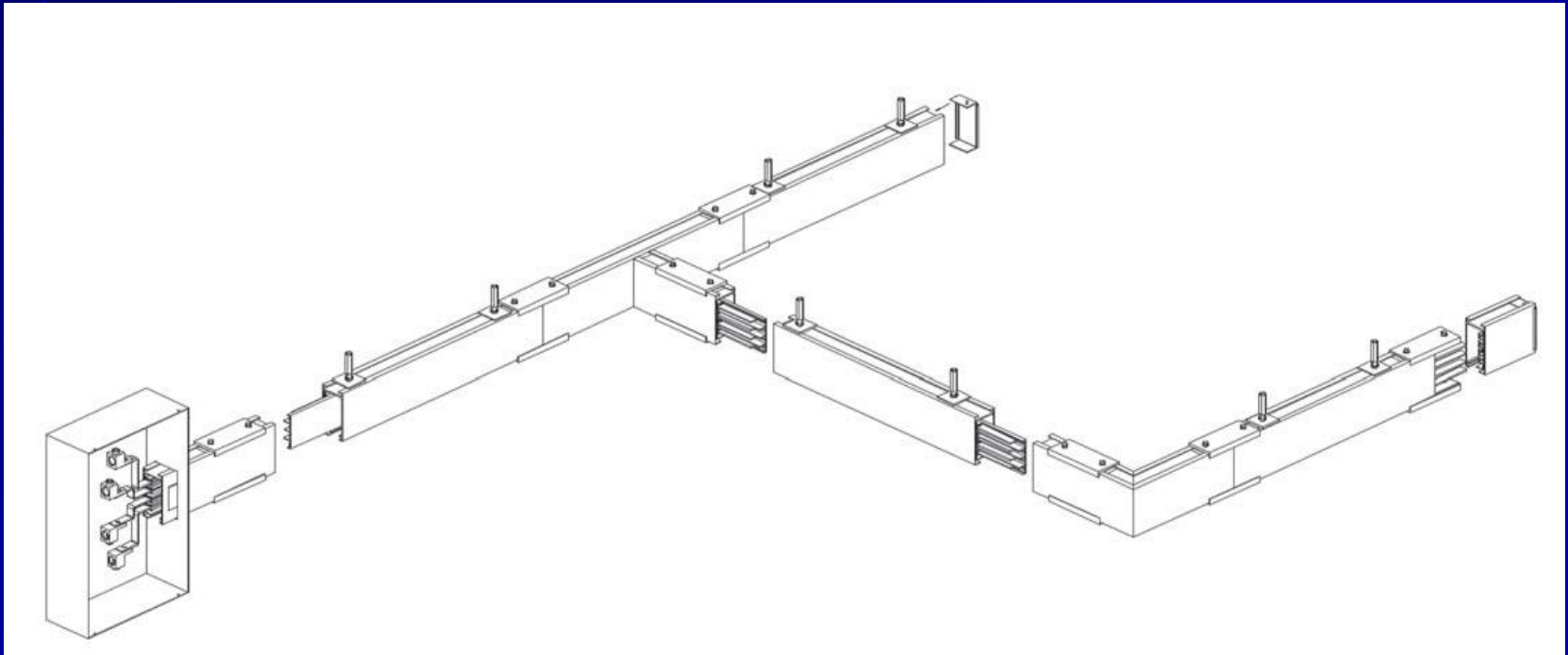


Track Busway Features

- Speeds up changes from one production setup to the next
- Lower cost than using traditional methods (conduit, wire, junction boxes)
- Flexibility that will virtually eliminate costly changes and delays
- Hot swappable (plug & play) Adjust production equipment on "live" system


About StarLine Track Busway

- Continuous Access, Finger-Safe Aluminum Housing, Copper Conductors
- 40A up to 1200A, 600V - IEC and UL Listed



Typical Configuration

Test labs




JPE


Integrated systems providing production power, lighting power, lighting support structure and structural supports for power poles.



Power to Work stations both large and small



Power to workstations along conveyors



About the Track Busway


Extruded Aluminum Housing

U-Shaped busbars

Insulators that surround the busbars and provide a UL Listed “finger safe” product.

Continuous open bottom

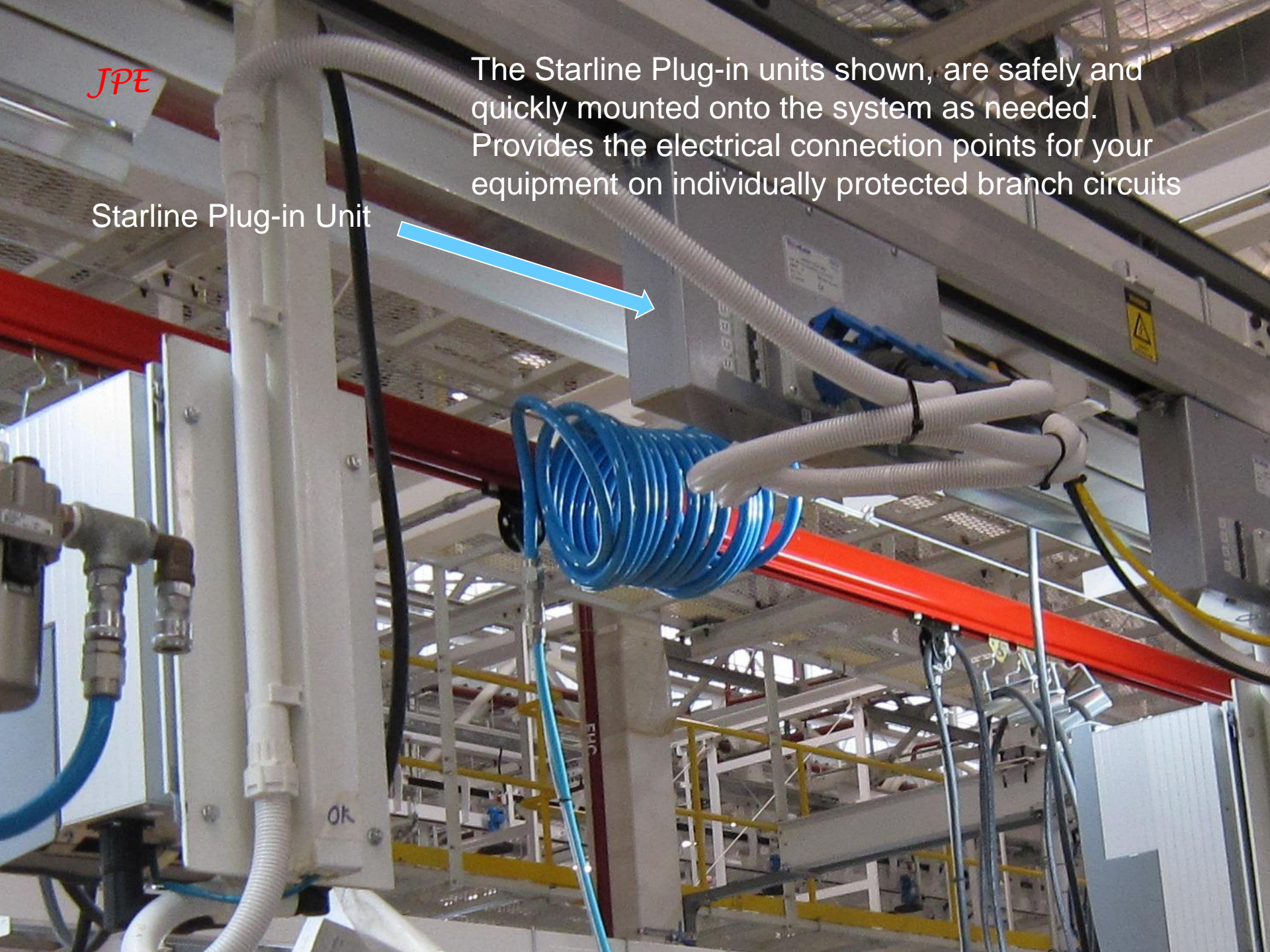
225A Version Shown



JPE

The Starline Plug-in units shown, are safely and quickly mounted onto the system as needed. Provides the electrical connection points for your equipment on individually protected branch circuits

Starline Plug-in Unit



JPE

Clean, consistent power to your valuable equipment. Monitoring is also available.

Starline System



Bottom Line

- Significant Cost Savings
 - Material and Labor (Huge advantage during actual production runs)
- Operational safety is built in to the design, Ground connection made prior to connection
- Passes the Finger Probe tests for Safety
- Flexibility for new plants and existing plant upgrades
- **Green** [Scalable, Reusable]

Available through Internationally Approved Resellers
For Information on Starline please contact:

JPE Jelph Power Equipment Co. Pte Ltd,
11th Floor, Wisma Atria, 435 Orchard Road, Singapore 238877
Contact: Edward Hahn
65-9005-8214
ed.hahn@jelphpowerequipment.com

